



Support for legislation to create a presumption of equal shared parenting in child custody cases has increased since 2017.

National Survey | Summary

Conducted by Nanos for ANCQ, CAFE, CEPC, EPFC, L4SP, LW4SP, and R.E.A.L., March 2022

Submission 2022-2077

Conducted by:



Key Findings

1

SUPPORT FOR LEGISLATION FOR EQUAL SHARED PARENTING

There has been an increase in support for legislation to create a presumption of equal shared parenting in child custody cases since 2017 with now over three in four who strongly support (48%) or somewhat support this (29%)(2017: 35% strongly support; 35% somewhat support). Men (57%) are more likely than women (40%) to strongly support this.

2

SUPPORT FOR EQUAL TIME WITH BOTH PARENTS

There is strong support among Canadians that it is in the child’s best interest to have as much time as possible with both parents (67% support, 22% somewhat support) and that children have the right to spend equal time or near equal time with both of their parents (67% support, 23% somewhat support) following parents’ divorce or separation, absent special circumstances.

3

SUPPORT FOR FREE VOTE IN PARLIAMENT

Over eight in ten Canadians support (64%) or somewhat support (19%) having a free vote in parliament, on legislation which includes the principle of equal shared parenting of children in situations of divorce or separation absent special circumstance. Men (69%) are more likely than women (60%) to strongly support this.

4

IMPACT ON LIKELIHOOD TO VOTE FOR PARTY OR CANDIDATE

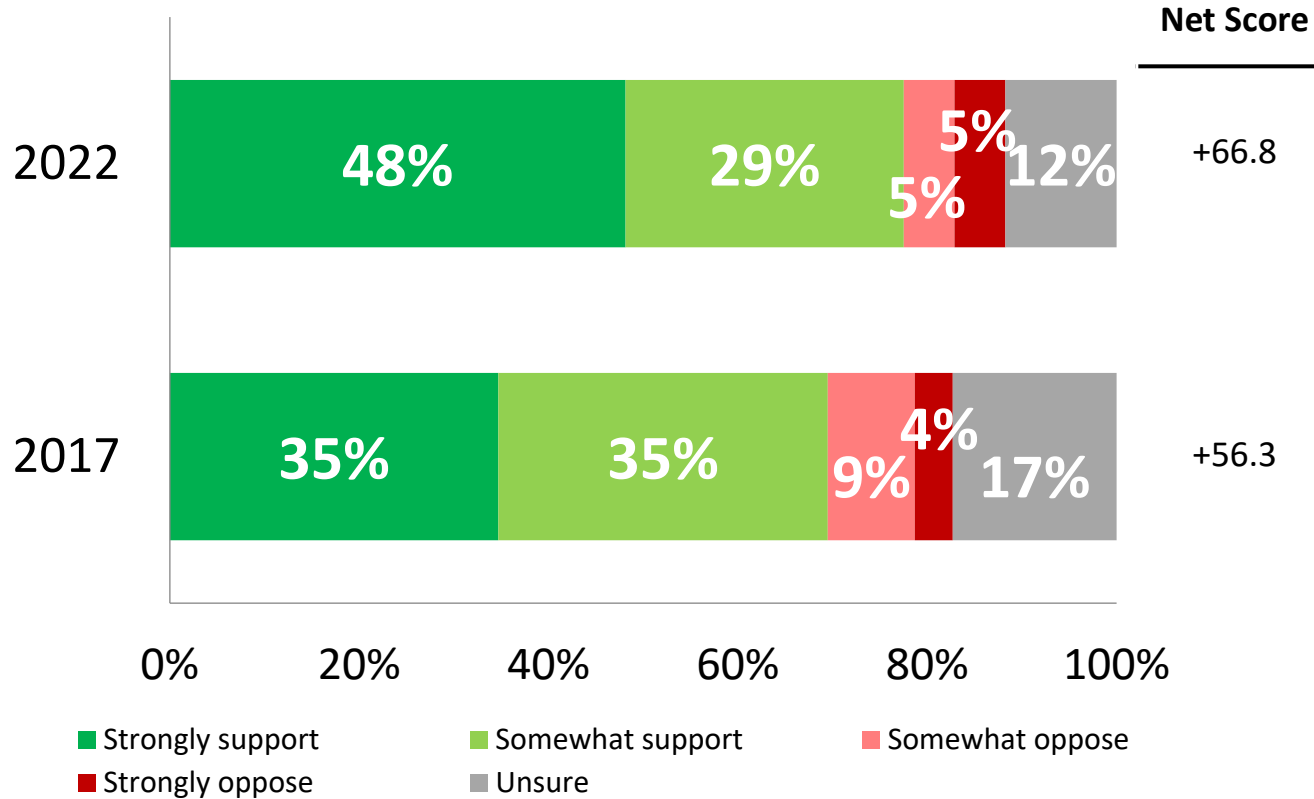
About one in two Canadians say that if a candidate or party supported the principle of equal shared parenting of children in situations of divorce or separation it wouldn’t have an impact on their vote (51%), while one in three (32%) say they would be more likely to vote for that party or candidate. Men (40%) are more likely to say they would be more likely to vote for such a candidate than women (25%).

Support for legislation to create presumption of equal parenting



Do you strongly support, somewhat support, somewhat oppose or strongly oppose federal and provincial legislation to create a presumption of equal shared parenting in child custody cases?

[2017] Do you strongly support, somewhat support, somewhat oppose or strongly oppose federal and provincial legislation to create a presumption of equal parenting in child custody cases?



Support for federal and provincial legislation to create a presumption of equal shared parenting in child custody cases has increased since 2017, with over three in four who now strongly support or somewhat support this.



*Weighted to the true population proportion.
*Charts may not add up to 100 due to rounding.
*The net score is the difference between all positive and negative numbers in a question.

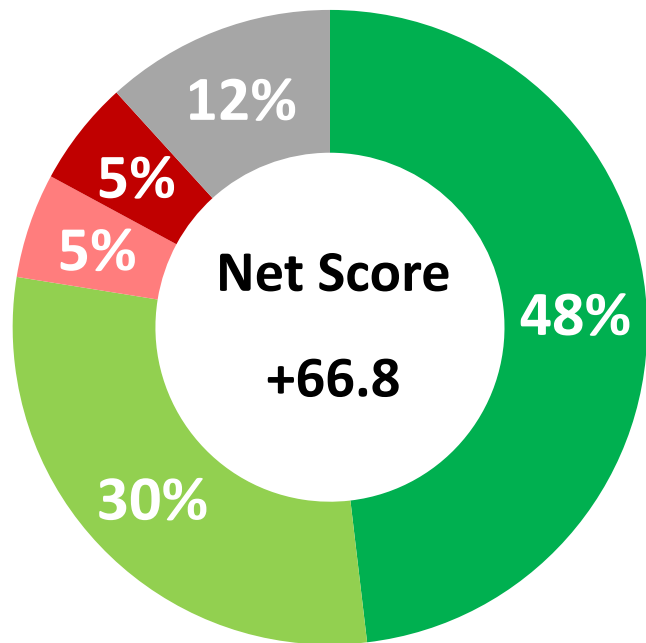
Source: Nanos Research, RDD dual frame hybrid telephone and online random survey, February 23rd to 24th, 2022, n=1032, accurate 3.1 percentage points plus or minus, 19 times out of 20.

Conducted by:  **NANOS**

Support for legislation to create presumption of equal parenting

Q

Do you strongly support, somewhat support, somewhat oppose or strongly oppose federal and provincial legislation to create a presumption of equal shared parenting in child custody cases?



■ Strongly support ■ Somewhat support
■ Somewhat oppose ■ Strongly oppose
■ Unsure

Strongly support/
somewhat support

	Atlantic (n=98)	Quebec (n=250)	Ontario (n=322)	Prairies (n=208)	BC (n=154)
	72.8%	82.2%	76.3%	76.0%	77.4%
Men (n=557)	85.1%	70.3%	75.2%	79.7%	77.3%
Women (n=475)					
18 to 34 (n=316)					
35 to 54 (n=387)					
55 plus (n=329)					

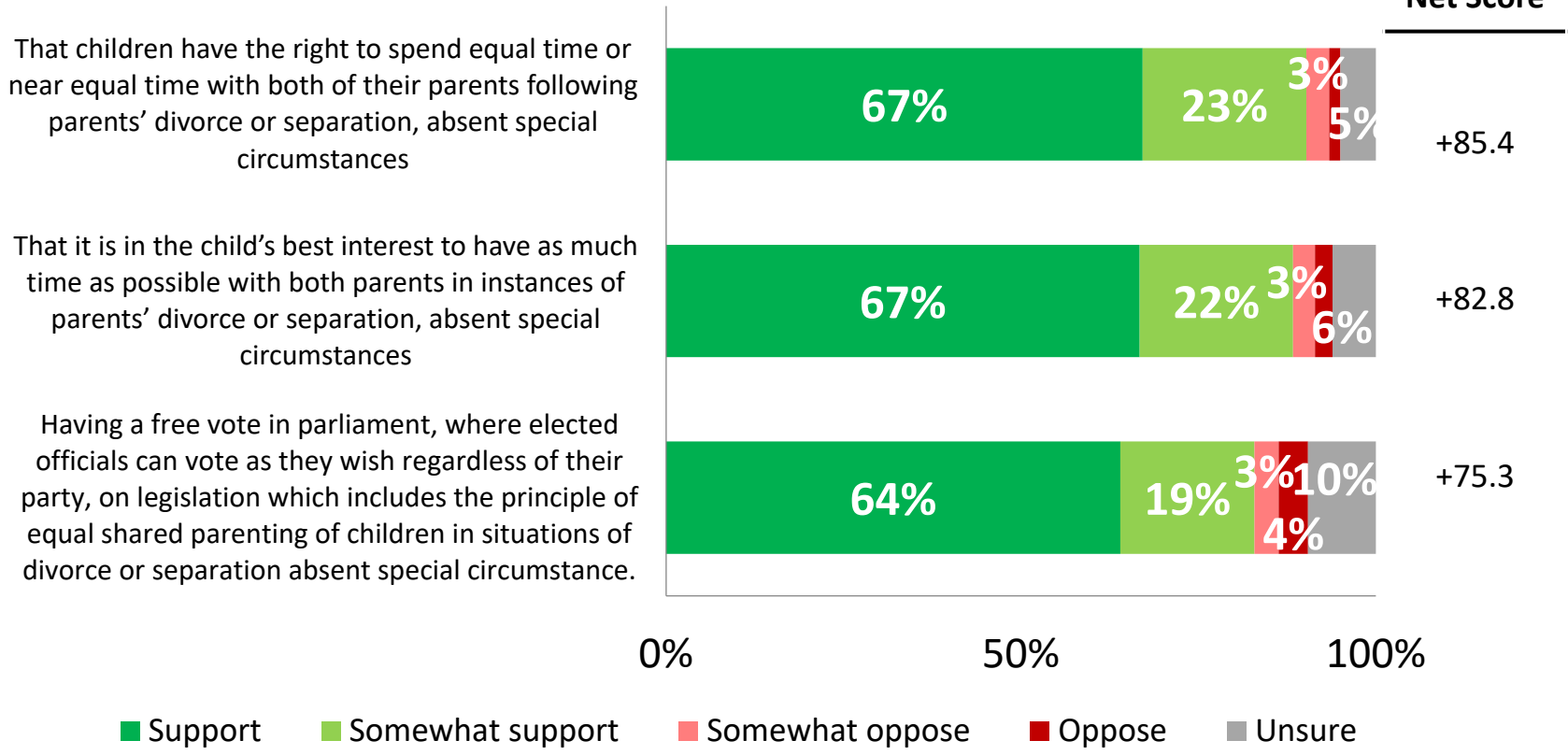
Strongly oppose/
somewhat oppose

	Atlantic (n=98)	Quebec (n=250)	Ontario (n=322)	Prairies (n=208)	BC (n=154)
	8.9%	7.2%	12.6%	10.8%	12.3%
Men (n=557)	5.2%	16.0%	11.4%	10.4%	10.5%
Women (n=475)					
18 to 34 (n=316)					
35 to 54 (n=387)					
55 plus (n=329)					

*Weighted to the true population proportion.
 *Charts may not add up to 100 due to rounding.
 *The net score is the difference between all positive and negative numbers in a question.

Support for statements related to custody and parenting

Q Would you support, somewhat support, somewhat oppose, or oppose the following: [RANDOMIZE Q2 to Q4]



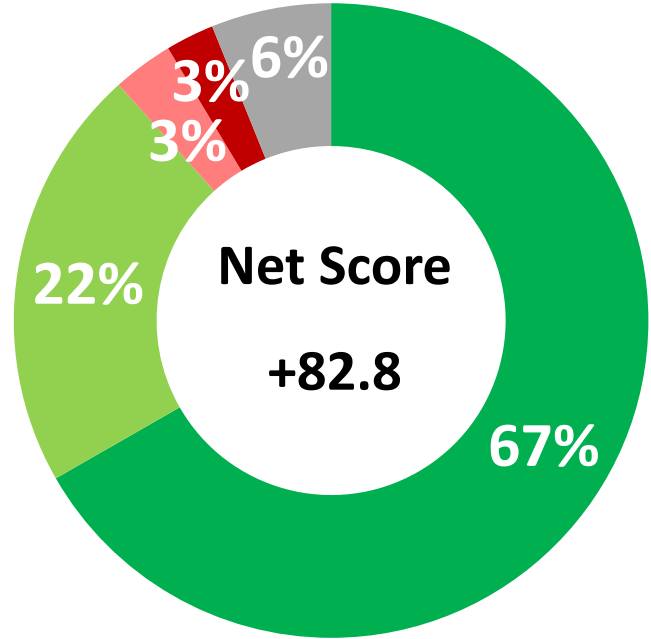
“ Most Canadians support children having the right to spend equal time with both parents and that it is in the child's best interest to have as much time possible with both parents, absent special circumstances. ”

*Weighted to the true population proportion.
 *Charts may not add up to 100 due to rounding.
 *The net score is the difference between all positive and negative numbers in a question.

Source: Nanos Research, RDD dual frame hybrid telephone and online random survey, February 23rd to 24th, 2022, n=1032, accurate 3.1 percentage points plus or minus, 19 times out of 20.

Conducted by: NANOS

Support for it being best interests of child to spend equal time with both parents




- Support
- Somewhat support
- Somewhat oppose
- Oppose
- Unsure

*Weighted to the true population proportion.
 *Charts may not add up to 100 due to rounding.
 *The net score is the difference between all positive and negative numbers in a question.

Source: Nanos Research, RDD dual frame hybrid telephone and online random survey, February 23rd to 24th, 2022, n=1032, accurate 3.1 percentage points plus or minus, 19 times out of 20.

Q Would you support, somewhat support, somewhat oppose, or oppose the following: [RANDOMIZE Q2 to Q4]
 That it is in the child’s best interest to have as much time as possible with both parents in instances of parents’ divorce or separation, absent special circumstances

“ Most Canadians support or somewhat support the statement that it is in the child’s best interest to have as much time as possible with both parents in instances of parents’ divorce or separation, absent special circumstances. ”

Conducted by:  **NANOS**

Support for it being best interests of child to spend equal time with both parents – demographics

Q

Would you support, somewhat support, somewhat oppose, or oppose the following: [RANDOMIZE Q2 to Q4]

That it is in the child’s best interest to have as much time as possible with both parents in instances of parents’ divorce or separation, absent special circumstances

Support/ Somewhat support

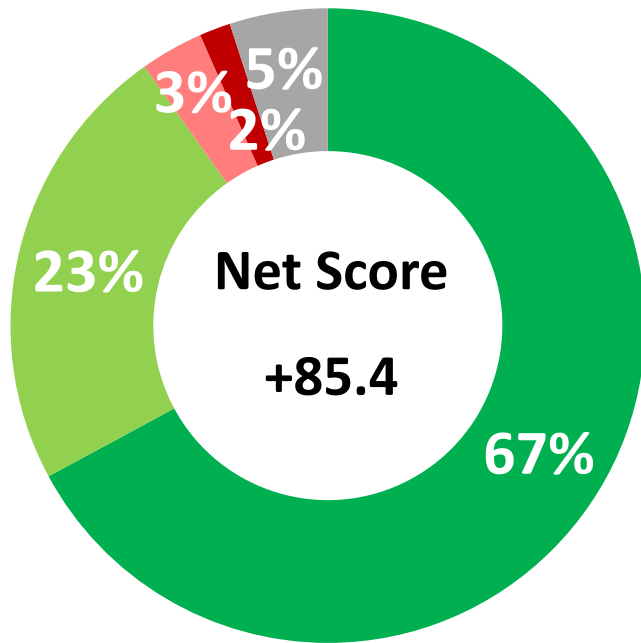
Atlantic (n=98)	Quebec (n=250)	Ontario (n=322)	Prairies (n=208)	BC (n=154)
85.3%	92.3%	86.6%	86.7%	90.0%
Men (n=557)	Women (n=475)	18 to 34 (n=316)	35 to 54 (n=387)	55 plus (n=329)
91.1%	85.7%	87.2%	89.2%	88.4%

Oppose/ Somewhat oppose

Atlantic (n=98)	Quebec (n=250)	Ontario (n=322)	Prairies (n=208)	BC (n=154)
6.4%	3.2%	6.7%	6.1%	5.3%
Men (n=557)	Women (n=475)	18 to 34 (n=316)	35 to 54 (n=387)	55 plus (n=329)
2.7%	8.3%	5.8%	5.0%	5.9%

*Weighted to the true population proportion.
 *Charts may not add up to 100 due to rounding.

Support for children having the right to spend equal time with both parents



- Support
- Somewhat support
- Somewhat oppose
- Oppose
- Unsure

*Weighted to the true population proportion.
 *Charts may not add up to 100 due to rounding.
 *The net score is the difference between all positive and negative numbers in a question.

Source: Nanos Research, RDD dual frame hybrid telephone and online random survey, February 23rd to 24th, 2022, n=1032, accurate 3.1 percentage points plus or minus, 19 times out of 20.

Q Would you support, somewhat support, somewhat oppose, or oppose the following: [RANDOMIZE Q2 to Q4]

That children have the right to spend equal time or near equal time with both of their parents following parents' divorce or separation, absent special circumstances.

“ There is strong support among Canadians for children having the right to spend equal time or near equal time with both of their parents following parents' divorce or separation, absent special circumstances. Men are more likely to support this (73%) than women (62%). ”

Conducted by: **NANOS**

Support for children having the right to spend equal time with both parents – demographics

Q

Would you support, somewhat support, somewhat oppose, or oppose the following: [RANDOMIZE Q2 to Q4]

That children have the right to spend equal time or near equal time with both of their parents following parents’ divorce or separation, absent special circumstances.

Support/ Somewhat support

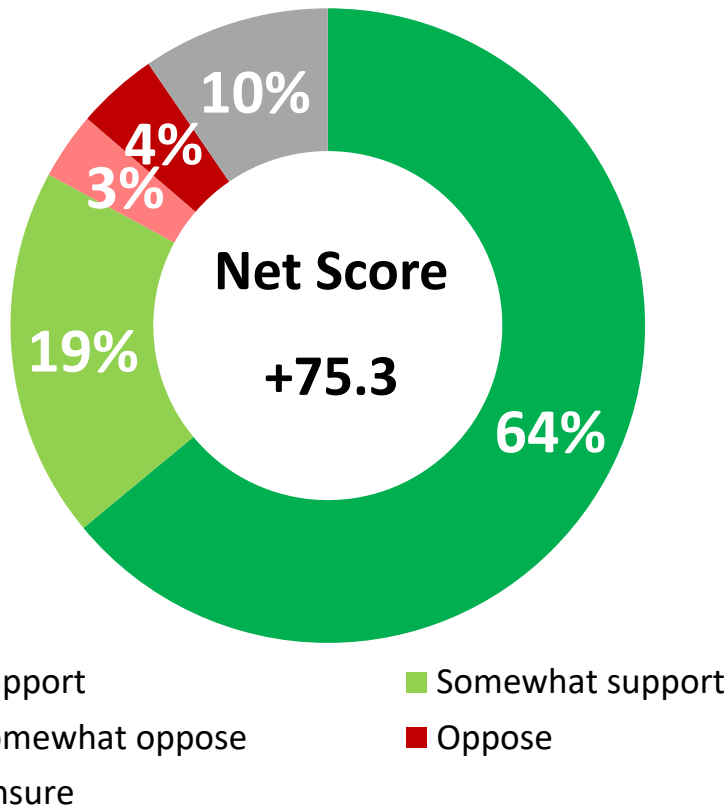
Atlantic (n=98)	Quebec (n=250)	Ontario (n=322)	Prairies (n=208)	BC (n=154)
85.9%	94.7%	87.5%	88.8%	94.1%
Men (n=557)	Women (n=475)	18 to 34 (n=316)	35 to 54 (n=387)	55 plus (n=329)
93.9%	86.6%	88.7%	92.8%	88.9%

Oppose/ Somewhat oppose

Atlantic (n=98)	Quebec (n=250)	Ontario (n=322)	Prairies (n=208)	BC (n=154)
3.6%	2.4%	6.6%	6.0%	2.8%
Men (n=557)	Women (n=475)	18 to 34 (n=316)	35 to 54 (n=387)	55 plus (n=329)
1.8%	7.7%	5.6%	4.0%	4.9%

*Weighted to the true population proportion.
 *Charts may not add up to 100 due to rounding.

Support for having vote in Parliament on equal parenting share legislation



*Weighted to the true population proportion.

*Charts may not add up to 100 due to rounding.

*The net score is the difference between all positive and negative numbers in a question.

Source: Nanos Research, RDD dual frame hybrid telephone and online random survey, February 23rd to 24th, 2022, n=1032, accurate 3.1 percentage points plus or minus, 19 times out of 20.


Q Would you support, somewhat support, somewhat oppose, or oppose the following: [RANDOMIZE Q2 to Q4]

Having a free vote in parliament, where elected officials can vote as they wish regardless of their party, on legislation which includes the principle of equal shared parenting of children in situations of divorce or separation absent special circumstance

“

Over three quarters of Canadians support or somewhat support having a free vote in parliament on legislation which includes the principle of equal shared parenting of children in situations of divorce or separation absent special circumstance.

”

Conducted by:  **NANOS**

Support for having vote in Parliament on equal parenting share legislation – demographics

Q

Would you support, somewhat support, somewhat oppose, or oppose the following: [RANDOMIZE Q2 to Q4]

Having a free vote in parliament, where elected officials can vote as they wish regardless of their party, on legislation which includes the principle of equal shared parenting of children in situations of divorce or separation absent special circumstance

Support/ Somewhat support

Atlantic (n=98)	Quebec (n=250)	Ontario (n=322)	Prairies (n=208)	BC (n=154)
80.7%	85.2%	83.2%	79.6%	83.4%
Men (n=557)	Women (n=475)	18 to 34 (n=316)	35 to 54 (n=387)	55 plus (n=329)
87.0%	78.9%	81.6%	81.5%	85.0%

Oppose/ Somewhat oppose

Atlantic (n=98)	Quebec (n=250)	Ontario (n=322)	Prairies (n=208)	BC (n=154)
5.6%	4.1%	9.1%	9.6%	7.2%
Men (n=557)	Women (n=475)	18 to 34 (n=316)	35 to 54 (n=387)	55 plus (n=329)
5.8%	9.2%	3.6%	9.0%	9.1%

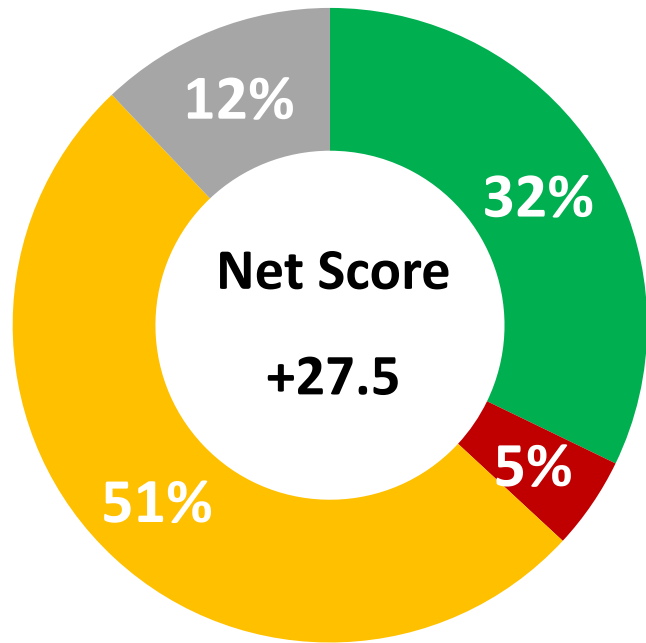
*Weighted to the true population proportion.

*Charts may not add up to 100 due to rounding.

Source: Nanos Research, RDD dual frame hybrid telephone and online random survey, February 23rd to 24th, 2022, n=1032, accurate 3.1 percentage points plus or minus, 19 times out of 20.

Conducted by:  **NANOS**

Impact on likelihood to vote for candidate in support of principle of equal share parenting



■ More likely ■ Less likely ■ No impact on vote ■ Unsure

*Weighted to the true population proportion.
 *Charts may not add up to 100 due to rounding.
 *The net score is the difference between all positive and negative numbers in a question.



If a candidate or party supported the principle of equal shared parenting of children in situations of divorce or separation would you be more likely, less likely or would this position have no impact on your vote?

	Atlantic (n=98)	Quebec (n=250)	Ontario (n=322)	Prairies (n=208)	BC (n=154)
No impact	47.4%	47.5%	52.6%	53.9%	50.7%
	Men (n=557)	Women (n=475)	18 to 34 (n=316)	35 to 54 (n=387)	55 plus (n=329)
	45.8%	56.1%	49.8%	55.0%	48.4%
More likely	35.0%	38.8%	30.3%	26.1%	33.0%
	Men (n=557)	Women (n=475)	18 to 34 (n=316)	35 to 54 (n=387)	55 plus (n=329)
	39.7%	24.9%	34.3%	30.9%	31.7%

Nanos conducted an RDD dual frame (land- and cell-lines) hybrid telephone and online random survey of 1,032 Canadians, 18 years of age or older, between February 23rd and 24th, 2022 as part of an omnibus survey. Participants were randomly recruited by telephone using live agents and administered a survey online. The results were statistically checked and weighted by age and gender using the latest Census information and the sample is geographically stratified to be representative of Canada.

Individuals were randomly called using random digit dialling with a maximum of five call backs.

The margin of error for a random survey of 1,032 Canadians is ± 3.1 percentage points, 19 times out of 20.

The research was commissioned by Action des nouvelles conjointes et des nouveaux conjoints du Québec (ANCO), the Canadian Association for Equality (CAFE), Canadian Equal Parenting Council (CEPC), Equal Parenting for Children (EPFC), Lawyers for Shared Parenting (L4SP), Leading Women For Shared Parenting (Canada) (LW4AP), and Real Women of Canada (R.E.A.L.) and was conducted by Nanos Research.

Note: Charts may not add up to 100 due to rounding.



Element	Description	Element	Description
Research sponsors	Action des nouvelles conjointes et des nouveaux conjoints du Québec (ANCO), the Canadian Association for Equality (CAFE), Canadian Equal Parenting Council (CEPC), Equal Parenting for Children (EPFC), Lawyers for Shared Parenting (L4SP), Leading Women For Shared Parenting (Canada) (LW4AP), and Real Women of Canada (R.E.A.L.).	Weighting of Data	The results were weighted by age and gender using the latest Census information (2016) and the sample is geographically stratified to ensure a distribution across all regions of Canada. See tables for full weighting disclosure
Population and Final Sample Size	1032 Randomly selected individuals.	Screening	Screening ensured potential respondents did not work in the market research industry, in the advertising industry, in the media or a political party prior to administering the survey to ensure the integrity of the data.
Source of Sample	Nanos Panel	Excluded Demographics	Individuals younger than 18 years old; individuals without land or cell lines, and individuals without internet access could not participate.
Type of Sample	Probability	Stratification	By age and gender using the latest Census information (2016) and the sample is geographically stratified to be representative of Canada. Smaller areas such as Atlantic Canada were marginally oversampled to allow for a minimum regional sample.
Margin of Error	±3.1 percentage points, 19 times out of 20.	Estimated Response Rate	13 percent, consistent with industry norms.
Mode of Survey	RDD dual frame (land- and cell-lines) hybrid telephone and online omnibus survey	Question Order	Question order in the preceding report reflects the order in which they appeared in the original questionnaire.
Sampling Method Base	The sample included both land- and cell-lines RDD (Random Digit Dialed) across Canada.	Question Content	Topics on the omnibus ahead of the survey content included: views on political issues, views on economic issues, views on the convoy protests, political leaders, work environments, standard of living, animal welfare (ON only), gardening and healthcare.
Demographics (Captured)	Atlantic Canada, Quebec, Ontario, Prairies, British Columbia; Men and Women; 18 years and older. Six digit postal code was used to validate geography.	Question Wording	The questions in the preceding report are written exactly as they were asked to individuals.
Fieldwork/Validation	Individuals were recruited using live interviews with live supervision to validate work, the research questions were administered online	Research/Data Collection Supplier	Nanos Research
Number of Calls	Maximum of five call backs to those recruited.	Contact	Contact Nanos Research for more information or with any concerns or questions. http://www.nanos.co Telephone:(613) 234-4666 ext. 237 Email: info@nanosresearch.com.
Time of Calls	Individuals recruited were called between 12-5:30 pm and 6:30-9:30pm local time for the respondent.		
Field Dates	February 23 rd to 24 th , 2022.		
Language of Survey	The survey was conducted in both English and French.		
Standards	Nanos Research is a member of the Canadian Research Insights Council (CRIC) and confirms that this research fully complies with all CRIC Standards including the CRIC Public Opinion Research Standards and Disclosure Requirements. https://canadianresearchinsightscouncil.ca/standards/		



nanos dimap analytika



NANOS RUTHERFORD MCKAY & Co.

As one of North America's premier market and public opinion research firms, we put strategic intelligence into the hands of decision makers. The majority of our work is for private sector and public facing organizations and ranges from market studies, managing reputation through to leveraging data intelligence. Nanos Research offers a vertically integrated full service quantitative and qualitative research practice to attain the highest standards and the greatest control over the research process. www.nanos.co

This international joint venture between [dimap](http://www.dimap.com) and [Nanos](http://www.nanos.co) brings together top research and data experts from North American and Europe to deliver exceptional data intelligence to clients. The team offers data intelligence services ranging from demographic and sentiment microtargeting; consumer sentiment identification and decision conversion; and, data analytics and profiling for consumer persuasion. www.nanosdimap.com

NRM is an affiliate of Nanos Research and Rutherford McKay Associates. Our service offerings are based on decades of professional experience and extensive research and include public acceptance and engagement, communications audits, and narrative development. www.nrmpublicaffairs.com

ABOUT NANOS

TABULATIONS





2022-2077 – Canadian Association for Equality – February Omni – STAT SHEET

Our next few questions are about the equal shared parenting of children in situations of divorce or separation. This principle asserts that regardless of the gender of a parent, they have equal rights to parent their children except in special circumstances such as one parent struggling with drug addiction or having a history of family violence.

			Region					Gender		Age			
			Canada 2022-02	Atlantic	Quebec	Ontario	Prairies	British Columbia	Male	Female	18 to 34	35 to 54	55 plus
Question - Do you strongly support, somewhat support, somewhat oppose or strongly oppose federal and provincial legislation to create a presumption of equal shared parenting in child custody cases?	Total	Unwgt N	1032	98	250	322	208	154	557	475	316	387	329
		Wgt N	1000	67	233	384	183	133	490	510	273	341	386
	Strongly support	%	48.1	39.5	51.0	49.1	48.4	44.2	57.1	39.5	49.8	47.9	47.2
	Somewhat support	%	29.4	33.2	31.1	27.2	27.6	33.2	28.0	30.8	25.4	31.8	30.1
	Somewhat oppose	%	5.4	5.1	2.9	6.2	5.4	7.3	2.6	8.0	6.1	4.1	5.9
	Strongly oppose	%	5.4	3.9	4.3	6.4	5.3	5.0	2.6	8.0	5.3	6.2	4.7
	Unsure	%	11.7	18.3	10.6	11.1	13.2	10.2	9.7	13.7	13.4	10.0	12.2

Would you support, somewhat support, somewhat oppose, or oppose the following: [RANDOMIZE]

			Region					Gender		Age			
			Canada 2022-02	Atlantic	Quebec	Ontario	Prairies	British Columbia	Male	Female	18 to 34	35 to 54	55 plus
Question - That it is in the child's best interest to have as much time as possible with both parents in instances of parents' divorce or separation, absent special circumstances.	Total	Unwgt N	1032	98	250	322	208	154	557	475	316	387	329
		Wgt N	1000	67	233	384	183	133	490	510	273	341	386
	Support	%	66.7	68.0	68.1	66.4	62.5	70.4	71.2	62.4	64.7	64.3	70.3
	Somewhat support	%	21.6	17.3	24.2	20.3	24.2	19.5	19.9	23.3	22.5	24.9	18.1
	Somewhat oppose	%	3.1	3.6	1.2	3.2	3.5	5.3	1.6	4.5	2.0	2.8	4.1
	Oppose	%	2.5	2.8	2.0	3.5	2.6	0.0	1.1	3.8	3.8	2.2	1.7
	Unsure	%	6.1	8.3	4.6	6.7	7.2	4.7	6.2	6.0	7.0	5.7	5.8

Nanos conducted an RDD dual frame (land- and cell- lines) hybrid telephone and online random survey of 1,032 Canadians, 18 years of age or older, between February 23rd and 24th, 2022. The margin of error this survey is ±3.1 percentage points, 19 times out of 20.



2022-2077 – Canadian Association for Equality – February Omni – STAT SHEET

Would you support, somewhat support, somewhat oppose, or oppose the following: [RANDOMIZE]

			Region					Gender		Age			
			Canada 2022-02	Atlantic	Quebec	Ontario	Prairies	British Columbia	Male	Female	18 to 34	35 to 54	55 plus
Question - That children have the right to spend equal time or near equal time with both of their parents following parents' divorce or separation, absent special circumstances.	Total	Unwgt N	1032	98	250	322	208	154	557	475	316	387	329
		Wgt N	1000	67	233	384	183	133	490	510	273	341	386
	Support	%	67.1	66.0	72.0	65.5	60.0	73.7	72.6	61.8	71.3	64.8	66.2
	Somewhat support	%	23.1	20.0	22.7	22.0	28.9	20.5	21.3	24.8	17.4	28.0	22.7
	Somewhat oppose	%	3.2	2.6	1.2	4.4	4.0	2.8	1.3	5.1	3.4	2.9	3.4
	Oppose	%	1.6	1.1	1.3	2.2	2.0	0.0	0.6	2.6	2.2	1.1	1.5
	Unsure	%	5.0	10.4	2.9	5.9	5.1	3.1	4.2	5.7	5.7	3.1	6.2

Would you support, somewhat support, somewhat oppose, or oppose the following: [RANDOMIZE]

			Region					Gender		Age			
			Canada 2022-02	Atlantic	Quebec	Ontario	Prairies	British Columbia	Male	Female	18 to 34	35 to 54	55 plus
Question - Having a free vote in parliament, where elected officials can vote as they wish regardless of their party, on legislation which includes the principle of equal shared parenting of children in situations of divorce or separation absent special circumstance.	Total	Unwgt N	1032	98	250	322	208	154	557	475	316	387	329
		Wgt N	1000	67	233	384	183	133	490	510	273	341	386
	Support	%	64.0	62.4	66.9	64.0	57.7	68.1	68.6	59.6	61.8	62.4	67.0
	Somewhat support	%	18.9	18.3	18.3	19.2	21.9	15.3	18.4	19.4	19.8	19.1	18.1
	Somewhat oppose	%	3.4	4.0	2.3	3.9	3.3	4.0	2.7	4.1	2.3	4.2	3.5
	Oppose	%	4.1	1.5	1.8	5.3	6.3	3.2	3.1	5.1	1.3	4.7	5.6
	Unsure	%	9.6	13.7	10.7	7.6	10.8	9.4	7.2	11.8	14.9	9.5	5.9

Nanos conducted an RDD dual frame (land- and cell- lines) hybrid telephone and online random survey of 1,032 Canadians, 18 years of age or older, between February 23rd and 24th, 2022. The margin of error this survey is ±3.1 percentage points, 19 times out of 20.



2022-2077 – Canadian Association for Equality – February Omni – STAT SHEET

			Region					Gender		Age			
			Canada 2022-02	Atlantic	Quebec	Ontario	Prairies	British Columbia	Male	Female	18 to 34	35 to 54	55 plus
Question - If a candidate or party supported the principle of equal shared parenting of children in situations of divorce or separation would you be more likely, less likely or would this position have no impact on your vote?	Total	Unwgt N	1032	98	250	322	208	154	557	475	316	387	329
		Wgt N	1000	67	233	384	183	133	490	510	273	341	386
	More likely	%	32.2	35.0	38.8	30.3	26.1	33.0	39.7	24.9	34.3	30.9	31.7
	Less likely	%	4.7	1.8	3.1	5.8	6.7	3.2	2.5	6.8	4.6	4.3	5.2
	No impact on vote	%	51.0	47.4	47.5	52.6	53.9	50.7	45.8	56.1	49.8	55.0	48.4
	Unsure	%	12.1	15.8	10.7	11.3	13.2	13.2	12.0	12.1	11.3	9.8	14.6

Nanos conducted an RDD dual frame (land- and cell- lines) hybrid telephone and online random survey of 1,032 Canadians, 18 years of age or older, between February 23rd and 24th, 2022. The margin of error this survey is ±3.1 percentage points, 19 times out of 20.